

PENCAPAIAN PETUNJUK PRESTASI 2023

UNIVERSITI TEKNOLOGI MARA
CAWANGAN PERLIS

PI YANG DISASARKAN KEPADA UiTM CAWANGAN PERLIS

2

77 PI

- JUMLAH KESELURUHAN PI DIPERTURUNKAN 2023

AGIHAN PI SETIAP BAHAGIAN / UNIT

BAHAGIAN / UNIT	JUMLAH PI 2023
HAL EHWAL AKADEMIK	8
HAL EHWAL PELAJAR	11
MASMED	6
PENERBITAN	9
PENYELIDIKAN	6
ICAN	10
OIA	10
KEWANGAN	2
PENDAFTAR	9
FASILITI	3
KUALITI	3
JUMLAH KESELURUHAN	77

PENCAPAIAN PI 2020 - 2023




2020

79%
5 STAR



2021

95%
6 STAR



2022

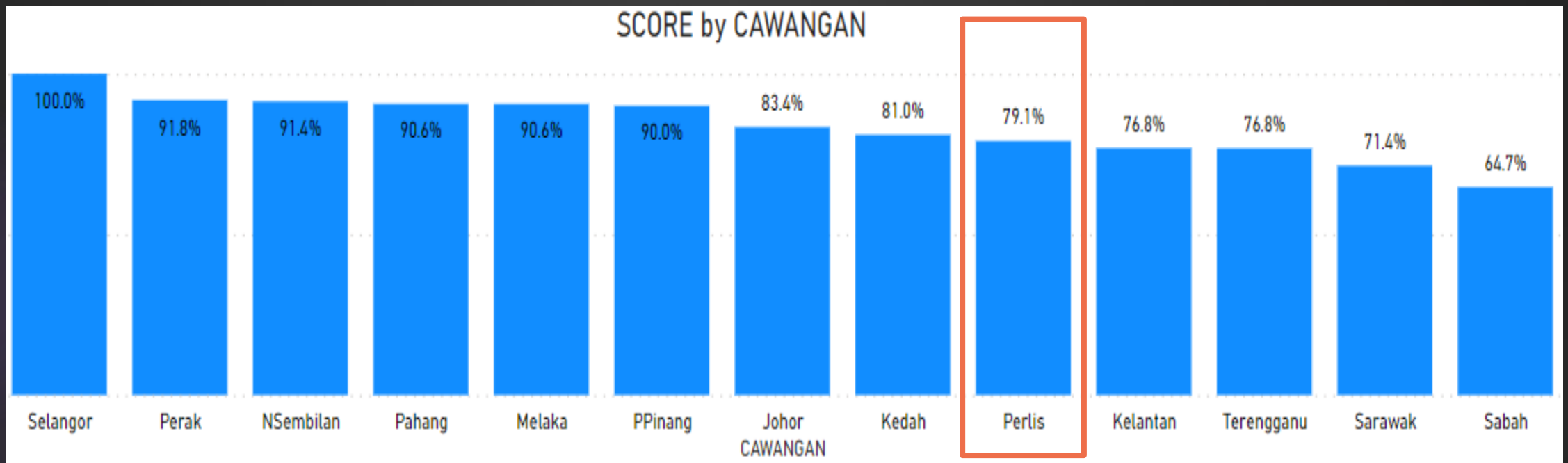
96%
6 STAR



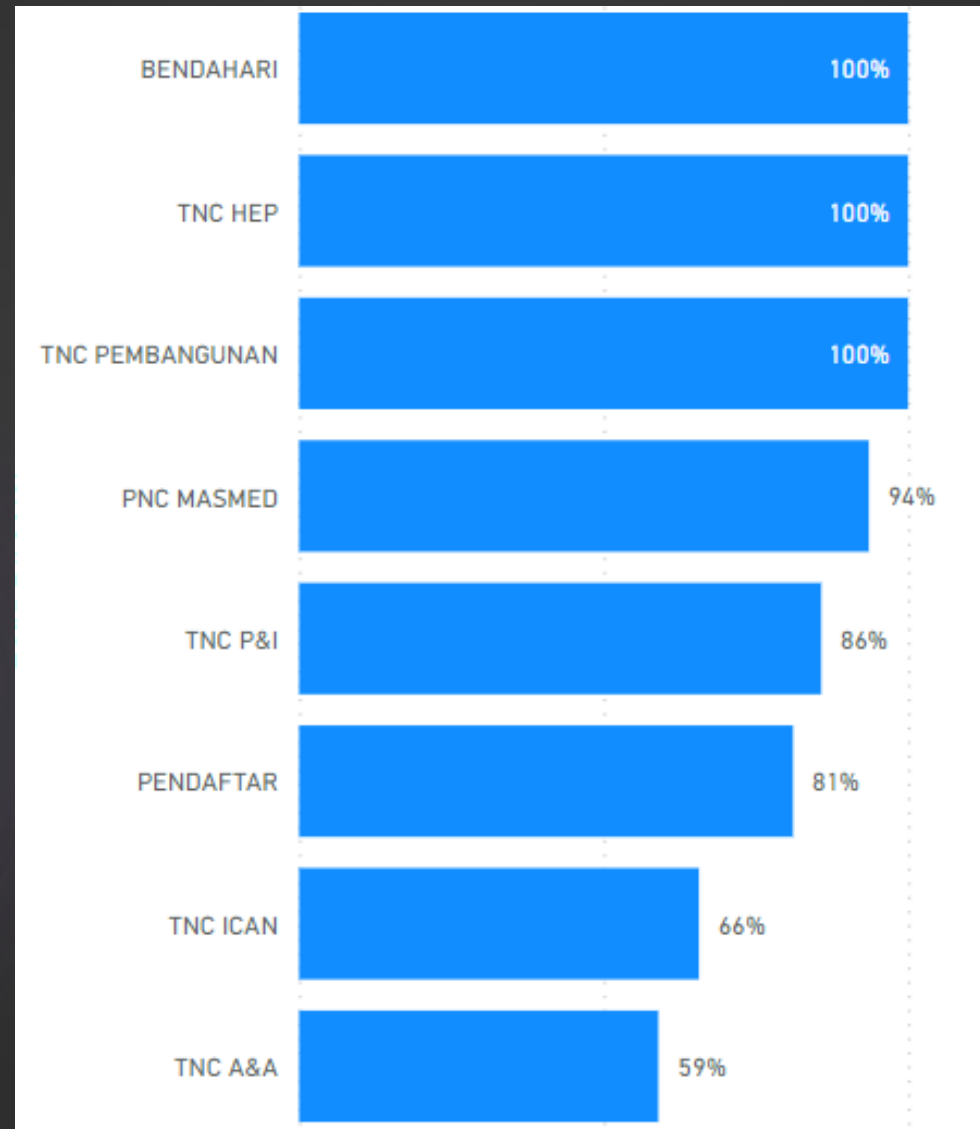
2023

79.1%
5 STAR

PERBANDINGAN PENCAPAIAN PI2023 ANTARA KAMPUS



PERATUS PENCAPAIAN PI MENGIKUT PENGARAH PENERAJU (UITM CAW PERLIS)





UNIVERSITI
TEKNOLOGI
MARA

Cawangan Perlis
Kampus Arau



Tahniah

Warga Akademik UiTM Perlis
untuk

**TOP 1 CORRESPONDING AUTHOR
2023**

Ikhlas daripada:
Rektor & PJIM&A UiTM Cawangan Perlis



UiTM Cawangan Perlis

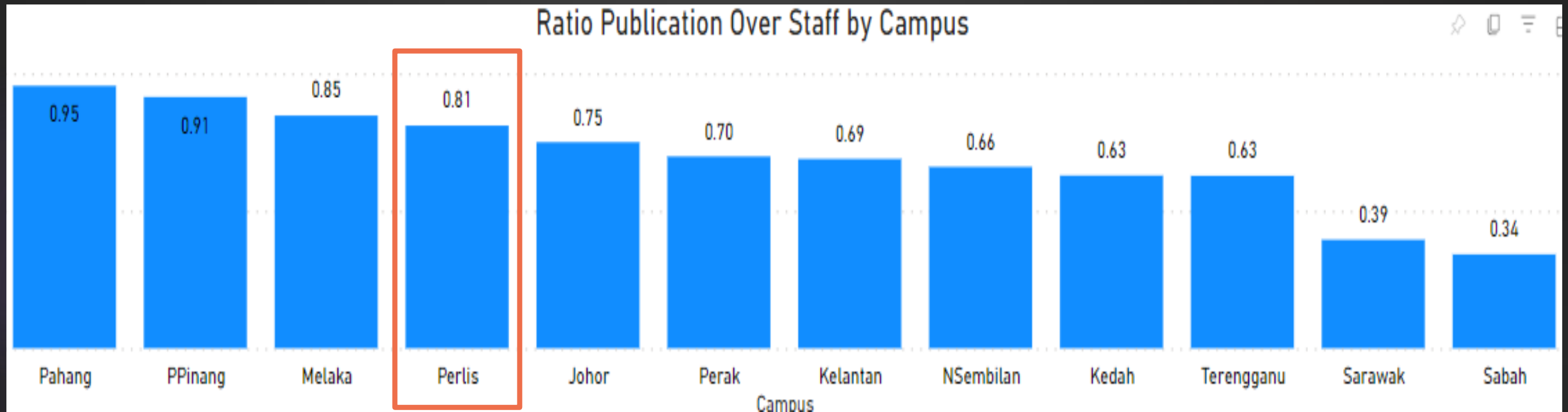


Uitm.perlis



UiTM Cawangan Perlis

NISBAH PENERBITAN : STAF AKADEMIK



PERFORMANCE INDICATOR: BAHAGIAN HAL EHWAL AKADEMIK

BIL	PI	Kod PI	SASARAN 2023	PENCAPAIAN DISEMBER 2023	%
1	Number of academic programmes embedded with new international credited service learning activities.	PI005	1	1	100
2	Percentage of GOT students (Undergraduate).	PI006	90	95.3	100
3	Number of new Massive Open Online Course (MOOC).	PI013	8	2	25
4	Number of new micro-credential modules offered.	PI014	1	0	0

PERFORMANCE INDICATOR: BAHAGIAN HAL EHWAL AKADEMIK

10

BIL	PI	Kod PI	SASARAN 2023	PENCAPAIAN DISEMBER 2023	%
5	Number of student enrolled in preuniversity programmes.	PI040	375	232	62
6	Number of student enrolment (national master students).	PI043	98	138	100
7	Number of student enrolment (national PhD students).	PI044	23	31	100
8	Number of student enrolment (international postgraduate students).	PI045	4	8	100

PERFORMANCE INDICATOR: OIA

BIL	PI	Kod PI	SASARAN 2023	PENCAPAIAN DISEMBER 2023	%
1	Number of inbound students (minimum 1 day)	PI007	121	100	82.6
2	Number of outbound students (minimum 1 day)	PI008	121	213	100
3	Number of inbound students (2 weeks).	PI009	58	0	0
4	Number of outbound students (2 weeks).	PI010	58	46	79
5	Number of inbound students (1 semester).	PI011	26	0	0
6	Number of outbound students (1 semester).	PI012	26	0	0

PERFORMANCE INDICATOR: OIA

12

BIL	PI	Kod PI	SASARAN 2023	PENCAPAIAN DISEMBER 2023	%
7	Number of new MoU/ MoA with international universities .	PI081	8	1	12.5
8	Number of MoU/ MoA with Top 300 QS World University Ranking (international universities).	PI082	3	1	33.3
9	Number of MoU/ MoA with Top 300 QS Ranked by Subject (International Universities).	PI083	1	2	100
10	Number of international programmes/ activities for active MoU/ MoA for the current year	PI084	21	12	57

PERFORMANCE INDICATOR: BAHAGIAN HAL EHWAL PELAJAR

13

BIL	PI	Kod PI	SASARAN 2023	PENCAPAIAN DISEMBER 2023	%
1	Number of new SULAM 's programmes with industry/community collaboration involvement in relation to service learning activities that map to SDG's element.	PI027	1	1	100
2	Number of volunteerism programmes.	PI028	1	1	100
3	Number of leadership programmes.	PI029	3	3	100
4	Number of companies involved in career activities.	PI030	17	20	100
5	Number of international communication skill related programmes.	PI031	2	3	100

PERFORMANCE INDICATOR: BAHAGIAN HAL EHWAL PELAJAR

14

BIL	PI	Kod PI	SASARAN 2023	PENCAPAIAN DISEMBER 2023	%
6	Number of students participated in international programme organised by partner university / industry/ institution.	PI032	139	206	100
7	Numbers of students involved in the e-sport industry.	PI033	130	140	100
8	Number of value-added programmes with certification by an authorised organisation organised by residential colleges.	PI034	3	3	100
9	Number of students involved in invention and innovation activities.	PI037	216	508	100
10	Number of programme/module related to patriotism & ESI-IDART initiatives.	PI038	9	9	100
11	Number of programme related to emotional well-being .	PI039	6	6	100

PERFORMANCE INDICATOR: PENERBITAN

15

BIL	PI	Kod PI	SASARAN 2023	PENCAPAIAN DISEMBER 2023	%
1	Number of indexed publication: Conference proceedings in SCOPUS/WoS .	PI049	143	26	18
2	Number of indexed publication: Journal in SCOPUS/WoS/ERA .	PI050	215	99	46
3	Number of high impact publications (Q1/Q2).	PI051	14	26	100
4	Number of publication in QS subject ranking journal .	PI052	51	28	55
5	Number of indexed joint publication with National collaborators .	PI053	36	78	100

PERFORMANCE INDICATOR: PENERBITAN

BIL	PI	Kod PI	SASARAN 2023	PENCAPAIAN DISEMBER 2023	%
6	Number of indexed joint publication with Industry Collaborators .	PI054	10	6	60
7	Number of indexed joint publication with International Collaborators .	PI055	26	39	100
8	Number of indexed publication: Journal in MyCite .	PI056	43	111	100
9	Number of publication published by UiTM Press and other publishers .	PI057	12	18	100

PERFORMANCE INDICATOR: PENYELIDIKAN

17

BIL	PI	Kod PI	SASARAN 2023	PENCAPAIAN DISEMBER 2023	%
1	Number of principal investigators (PI) for research grants: National funded. Minimum: SNT: RM 20,000 SS: RM 5000	PI061	40	85	100
2	Number of principal investigators (PI) for research grants: Industrial funded. Minimum: SNT:RM 10, 000 SS: RM 5000	PI062	2	5	100
3	Number of principal investigators (PI) for research grants: International funded. Minimum: SNT: RM 10, 000 SS: RM 5000	PI063	7	17	100

PERFORMANCE INDICATOR: PENYELIDIKAN

18

BIL	PI	Kod PI	SASARAN 2023	PENCAPAIAN DISEMBER 2023	%
4	Total amount of research grants: National funded.	PI064	RM2,700,000	1,447,211	53
5	Total amount of research grants: Industrial funded.	PI065	RM100,000	155,900	100
6	Total amount of research grants: International funded.	PI066	RM85,000	99,500	100

PERFORMANCE INDICATOR: ICAN

19

BIL	PI	Kod PI	SASARAN 2023	PENCAPAIAN DISEMBER 2023	%
1	Number of alumni successfully became entrepreneurs .	PI019	116	63	54
2	Number of new MOU and MOA with International Industries	PI072	6	1	17
3	Number of new MoA with local partners .	PI073	1	0	0
4	Number of activities under MoA/ MoU with International Industries .	PI074	7	5	71
5	Number of University Social Responsibility programmes (USR).	PI075	46	37	80

PERFORMANCE INDICATOR: ICAN

BI L	PI	Kod PI	SASARAN 2023	PENCAPAIAN DISEMBER 2023	%
6	Number of Knowledge Transfer Programmes (KTP).	PI076	1	1	100
7	Total amount received (from external) for USR and KTP programmes.	PI077	RM115,962	60,898.3	53
8	Total amount spent (from own funds) for USR and KTP programmes.	PI078	RM11,596	60,898.3	100
9	Number of communities receiving/ benefiting from the knowledge/ technology diffusion projects .	PI079	2	5	100
10	Number of alumni expert service programme.	PI080	7	14	100

PERFORMANCE INDICATOR: MASMED

21

BIL	PI	Kod PI	SASARAN 2023	PENCAPAIAN DISEMBER 2023	%
1	Number of IPT student entrepreneurs conducting business on campus during their study period.	PI021	510	468	92
2	Number of companies, enterprises or business projects funded by start-up investors , venture investors, public funding entities, government agency grants and entrepreneurship-related pitching competition prizes.	PI022	2	6	100
3	Number of collaboration with agencies, industry, NGOs, IPT (local and international).	PI023	2	4	100

PERFORMANCE INDICATOR: MASMED

22

BIL	PI	Kod PI	SASARAN 2023	PENCAPAIAN DISEMBER 2023	%
4	Number of educators with entrepreneurial expertise .	PI024	71	60	84.5
5	Number of digitally driven innovation and technology - based student start-up companies .	PI025	7	6	86
6	The number of students involved in IPT's Innovation and Technology -based programmes.	PI026	133	388	100

PERFORMANCE INDICATOR: PENDAFTAR

23

BIL	PI	Kod PI	SASARAN 2023	PENCAPAIAN DISEMBER 2023	%
1	Number of staff with 6 years industry experience.	PI085	19	20	100
2	Number of activity related to ESI-iDART.	PI086	4	4	100
3	Number of academic staff with PhD qualification.	PI087	161	118	87
4	Number of staff with professional qualifications.	PI088	35	34	97
5	Number of staff attached with top global 2000 companies or top 300 universities.	PI089	5	5	100

PERFORMANCE INDICATOR: PENDAFTAR

24

BIL	PI	Kod PI	SASARAN 2023	PENCAPAIAN DISEMBER 2023	%
6	Number of staff as members in international and national academic/ professional bodies/ associations/ NGO.	PI090	60	75	100
7	Number of international academic staffs.	PI091	14	0	0
8	Number of activity related to Happiness Index .	PI096	2	6	100
9	Number of staff registered for PhD studies	PI125	2	4	100

PERFORMANCE INDICATOR: UNIT KUALITI

25

BIL	PI	Kod PI	SASARAN 2023	PENCAPAIAN DISEMBER 2023	%
1	Number of OE Project.	PI094	2	1	100
2	Number of KIK Project.	PI095	1	2	100
3	Number of AKNC Project.	PI127	1	0	100

PERFORMANCE INDICATOR: FASILITI

26

BIL	PI	Kod PI	SASARAN 2023	PENCAPAIAN DISEMBER 2023	%
1	Water conservation program and implementation.	PI105	2	2	100
2	Recycling program for university's waste.	PI107	2	2	100
3	Program to reduce the use of paper and plastic on campus.	PI108	2	2	100

PERFORMANCE INDICATOR: KEWANGAN

27

BIL	PI	Kod PI	SASARAN 2023	PENCAPAIAN DISEMBER 2023	%
1	Income generation from Kumpulan Wang Pengurusan.	PI128	RM10,000	595,917	100
2	Income generation from Kumpulan Wang Amanah.	PI130	RM1,037,600	2,018,051.64	100